



RECHARGEABLE LITHIUM-ION BATTERY CELL GENERAL SPECIFICATIONS

CHANGDE YIKLIK ENERGY LIMITED

Tel: (86) 736-433 8338

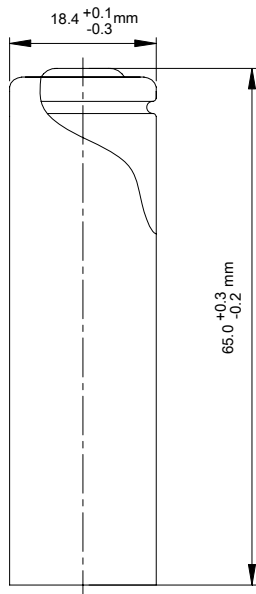
Fax: (86) 736-433 8333

Battery Cell Model: INR18650D150 EMT

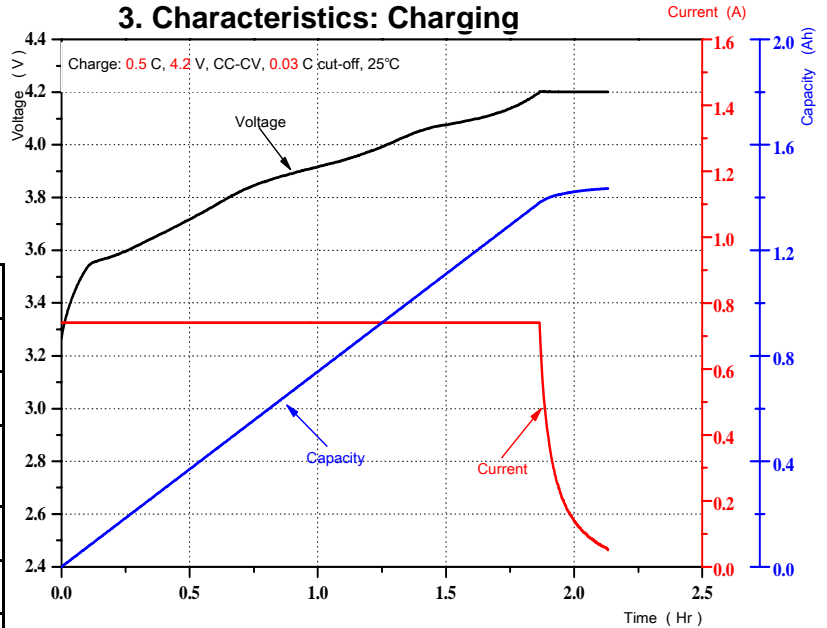
1. Specifications

1.1	Nominal Capacity	1500 mAh
1.2	Minimum Capacity	1450 mAh
1.3	Nominal Voltage	3.6 V
1.4	Internal Impedance	≤ 20 mΩ
1.5	Energy	≤ 5.4 Wh
1.6	Standard Charging	300 mA
1.7	Quick Charging	1500 mA (1 C)
1.8	Charging Voltage	4.2 V
1.9	Continuous Discharging	15 A
1.10	Discharge Cut-off Voltage	2.75 V
1.11	Battery Cell Weight	≤ 43 g

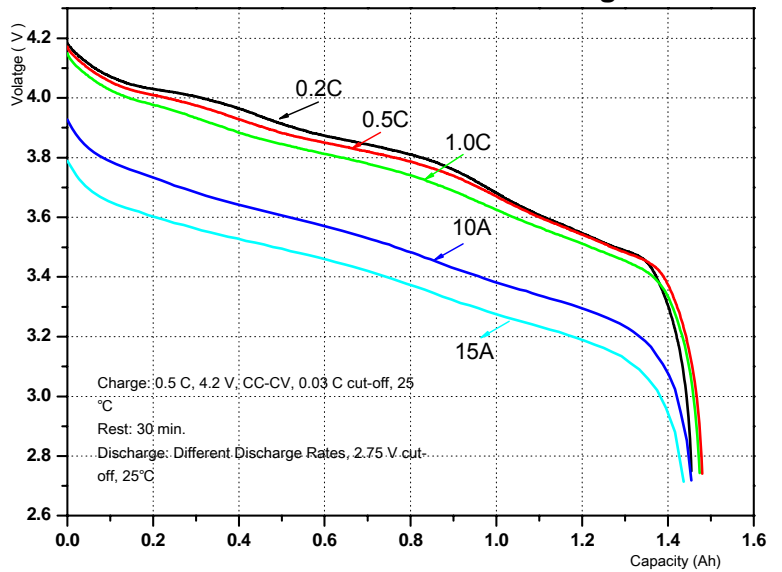
2. Product Drawing



3. Characteristics: Charging



4. Characteristics: Different Discharge Rates



5. Characteristics: Cycle Life

